

## Ultra Tough Safers

### Loading merchandise into safer




**1** Open the safer by pulling apart.




**2** Insert merchandise.



**3** Close the safer.



**4** Locate the sliding tab on the lock bar.  
Slide it across to secure the safer.  
Product is now ready to be displayed.




## 🔧 Releasing merchandise from safer

- 1 Place the lock bar onto the detacher.  
There will be a 'click' as the lock releases.



- 2 If the safer does not unlock immediately,  
slide the tab to unlock.



- 3 Open the two halves of the safer and  
remove the merchandise.



- 4 Product is now ready to be sold.



**WARNING:** The **MEGALOC™** Detacher is a high powered magnet and can damage credit cards or other electronic devices if in close proximity.

People with pacemakers should exercise caution when using the **MEGALOC™** detacher.