


MEGALOC™ Adjustable Safer


Loading the Adjustable Safer



- 1** Place the clutch onto the centre of the detacher.




- 2** Pull the ends apart to open.



- 3** Insert merchandise.





- 4** Press top down until merchandise is secure.




Removing the Adjustable Safer

- 1 Place the clutch onto the centre of the MEGALOC™ detacher.



- 2 Pull the ends apart to open the safer.



- 3 The product is now ready to be sold.

