

MEGALOC™ Safers



Loading Merchandise into Safer


- 1** Open the safer by pulling apart.




- 2** Insert merchandise.



- 3** Close the safer.



- 4** Locate the sliding tab on the lock bar.
Slide it across to secure the safer.
Product is now ready to be displayed.




🔧 Releasing Merchandise from Safer

- 1 Place the lock bar onto the detacher.
There will be a 'click' as the lock releases.



- 2 If the safer does not unlock immediately,
slide the tab to unlock.



- 3 Open the two halves of the safer and
remove the merchandise.



- 4 Product is now ready to be sold.



WARNING: The **MegaLoc™** Detacher is a high powered magnet and can damage credit cards or other electronic devices if in close proximity.

People with pacemakers should exercise caution when using the **MegaLoc™** detacher.

Head Office

Aspen House
Stephenson Road
Colchester, Essex
CO4 9QR
United Kingdom

Sekura Global LLC
98 Cuttermill Road Suite
466 S
Great Neck NY 11021
USA

Sekura Global GmbH
Alt-Heerdt 104
40549
Düsseldorf
Germany

Sekura Global PTY LTD
Level 6
10 Herb Elliott Ave
2127, NSW
Australia

Sekura Retail Solutions INC
2416 Main Street
Suite 398
Vancouver BC V5T3E2
Canada